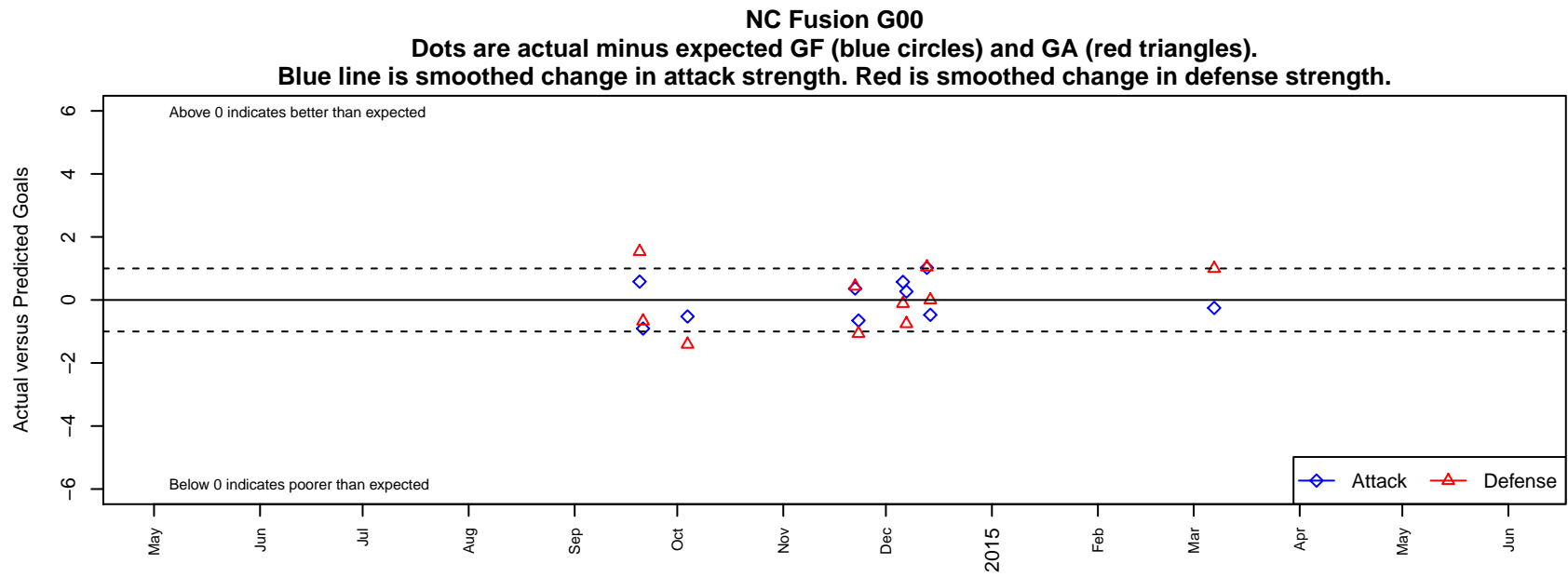


NC Fusion G00

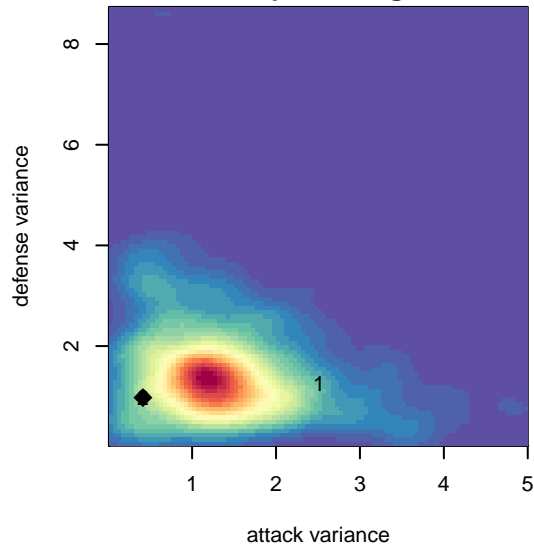
, NC
G00 total strength=1516
attack=10.18 defense=14.08

alt names used:
NC Fusion ECNL U14

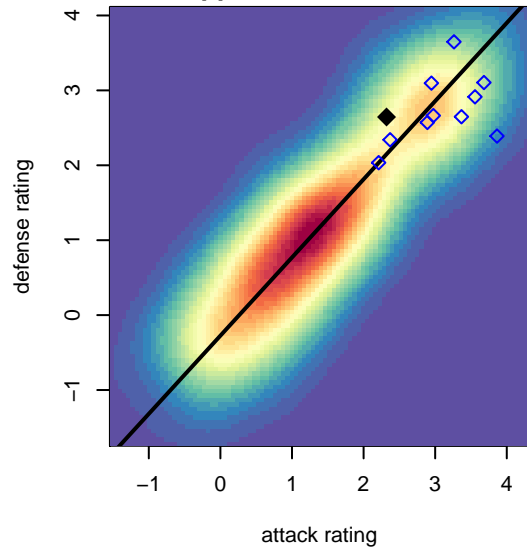
Venues played:
2014 ECNL U14



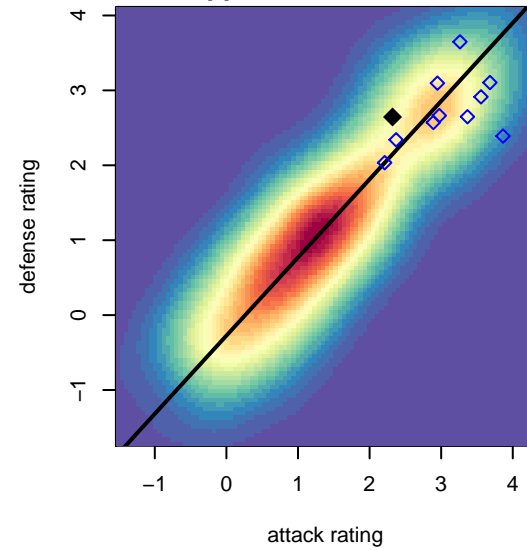
attack and defense variance (black dot)
relative to other teams
and top 10 in region



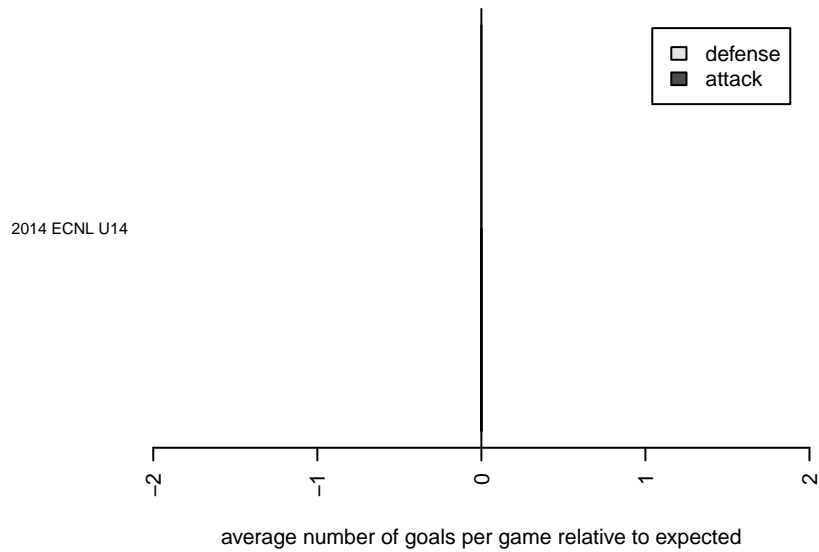
attack and defense rating
relative to others at age
and all opponents in last 13 months



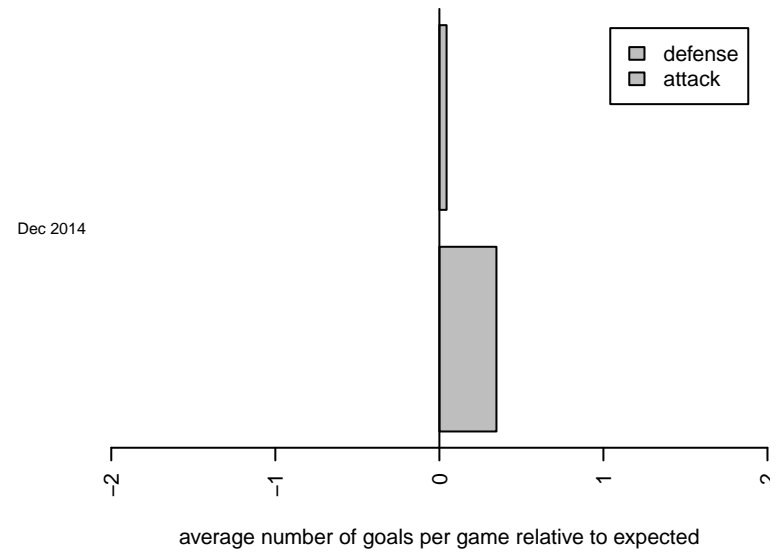
attack and defense rating
relative to others at age
and all opponents in last 13 months



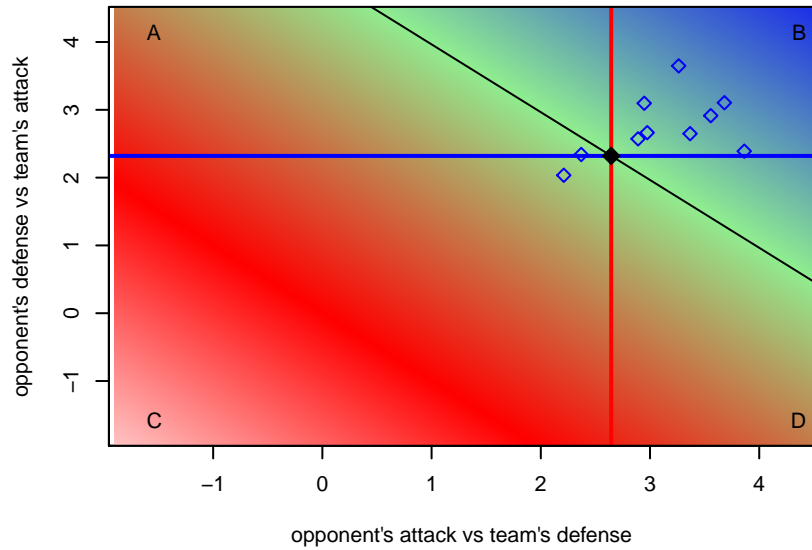
Performance relative to 13 month average



Performance relative to 13 month average



Distribution of opponents
 Red = Lose zone, Blue = Win zone, Green = Even
 Black line separates win/lose zones



lot. A=Neither has attack advantage, B=Opponent has both attack and defense advantage, C=Opponent has both attack and defense disadvantage, D=Both have

date	home		away		venue	pred.home	pred.away
2015-03-07	NC Fusion G00	0	CASL ECNL G00	1	2014 ECNL U14	0.25	2.00
2014-12-14	Indiana Fire ECNL G00	1	NC Fusion G00	1	2014 ECNL U14	1.00	1.47
2014-12-13	Ohio Elite SA ECNL G00	0	NC Fusion G00	2	2014 ECNL U14	1.04	0.98
2014-12-07	Maryland United FC ECNL G00	2	NC Fusion G00	1	2014 ECNL U14	1.25	0.73
2014-12-06	Bethesda SC ECNL G00	3	NC Fusion G00	1	2014 ECNL U14	2.89	0.43
2014-11-23	NC Fusion G00	0	Ohio Premier ECNL G00	3	2014 ECNL U14	0.65	1.93
2014-11-22	NC Fusion G00	1	Internationals SC G00	1	2014 ECNL U14	0.64	1.43
2014-10-04	NC Fusion G00	0	Richmond United ECNL G00	4	2014 ECNL U14	0.52	2.59
2014-09-21	NC Fusion G00	0	FC Virginia ECNL G00	4	2014 ECNL U14	0.91	3.33
2014-09-20	NC Fusion G00	1	McLean Youth Soccer ECNL G00	0	2014 ECNL U14	0.42	1.54